



**LINBLE**  
**力必拓**

4G industrial router

**LBT-T300-T280-C**

Product specification

# Product overview

Industrial 4G wireless router is mainly used in data transmission business of industry , transparent data transmission, image transmission, equipment monitoring and wireless routing Internet access. Expanded applications include: GPS, etc.

The uses an embedded high-performance CPU to effortlessly handle routing, single

The SIM card is designed to process protocols and large amounts of data at high speed and stability, and can be matched with a variety of 4G industrial modules (WCDMA/EVDO/TD-SCDMA/TDD/FDD-LTE networks). Provide 10/100m Ethernet port, WIFI wireless interface, serial port, IO port and many other interfaces. Support WEB configuration mode, convenient and simple management, and support remote cloud control.

## Field of applicat



Electricity



Petroleum



Coal mine



Finance



Communication



Public security



Heat



Industrial Control



Weather



Water Conservancy



Traffic



Municipal



## Product characte

1. Adopt high-performance industrial wireless module;
2. Support (WCDMA/CDMA/TD-SCDMA) and 4G (FDD-LTE/TDD-LTE)
3. Adopt metal shell with protection grade of IP30;
4. Standard RJ45 (Ethernet) interface built-in lightning protection 3000V (non-standard configuration needs to be customized);
- 5, wide voltage current input: DC7-35V/3A;
6. Support 2-channel analog input/control output with photoelectric isolation, which is applied to vehicle diagnosis and alarm, control vehicle flameout, etc. (Non-standard configuration needs to be customized);
7. Software and hardware watchdog anti-crash design, after the router is disconnected, it will automatically power off and restart to ensure stable and reliable operation of the equipment;
- 8, automatic detection of network disconnection, automatic restart of dialing failure, timing restart and other functions;
9. Serial port transparent transmission function. The command control mode can be entered through the serial port to control the router and ancillary equipment;
10. Support multiple DDNS dynamic domain name services;
11. Port mapping, DMZ host and other functions;
12. Support VPN (PPTP Client, L2TP Client);
13. Optional GNSS positioning module, supporting RTK technology, and supporting multiple satellite systems

# Functional overview

## Software function

The way to surf the Internet	4G dial-up DHCP/Static IP/PPPoE
Number of users supported	Wired: 253, Wireless: 30
Operating system requirements	Windows XP/VISTA Linux 2.6 Windows 7 and above MAC OS: 10.3.7 and above
Browser requirements	IE: 6.0 and above Safari: 1.2.4 and above Firefox: 2.0.0.8 and above
Security management	Set up a firewall to prevent malicious attacks from the Internet on computers in the LAN. MAC filtering: prohibit MAC addresses that have been added. Access control: Control the access of computers in the LAN to the Internet. Port blocking: Block certain viruses from continuously initiating connections through a certain port to prevent Dos attacks
System Services	Virtual server: Set an internal server for Internet users to access DMZ: When the open port of the virtual server to be set is uncertain, it can be set as a DMZ host Port triggering: The wireless router can automatically open the inward service port according to the port of the LAN accessing the Internet. Serial port service: realize serial port data transmission, AT command control and other functions
Equipment management	Locale NTP server settings Back up system setup information Restart Recover Settings Information from File Change the password and restore to the factory settings Software upgrade Remote management
WLAN security mode	Open System WPA-PSK WPA2-PSK WPAPSK WPA2PSK (ie WPA-PSK and WPA2-PSK mixed mode) WPA1WPA2 (i.e. WPA and WPA2 mixed mode)

## Hardware parameters

Wireless interface	IEEE802.11b/g/n
Operating frequency band	2400-2483.5MHz
Antenna	SMA external rotation and internal hole
WIFI transmission rate	300Mbps ( MAX )
External interface	LAN port: 5 (LAN0 is WAN/LAN adaptive) RS232/485 interface: 1 SIM card slot: 1 Antenna interface: 1-5 (optional) Indicator light: 4 DC power supply interface: 1 Reset key: 1
WIFI data	802.11n: -66dBm at 300Mbps/HT40 MCS7 :+15.5dBm 802.11b: -86dBm at 11Mbps/CCK: +18 dBm 802.11g: -73dBm at 54Mbps/OFDM: +15.5dBm
Frequency band supported (optional)	GN (Domestic-Default): FDD-LTE B1/3/5/8 TDD-LTE B38/39/40/41 Europe FDD-LTE B1/3/5/7/8/20 TDD-LTE B38/39/40/41 North America (NA) FDD-LTE B2/3/4/5/7/8/12/13/17/25/26/66 TDD-LTE B41 Global FDD-LTE B1/2/3/4/5/7/8/17/20/28 TDD-LTE B38/39/40/41
Main frequency of storage memory	Store 8 MB      Main frequency: 580MHz Memory 64MB
Overall dimensions	Length, width and height: 149 * 126 * 46mm (optional fixing piece/guide rail installation)
Power source	DC power supply: 7-35V/3A
Power consumption (current)	Less than 400mA
Work environment	Operating temperature: -40°C~+80°C Storage temperature: -50°C~+90°C Humidity: 5%~95%, non-condensing

# Interface description

## Side A



## Side B



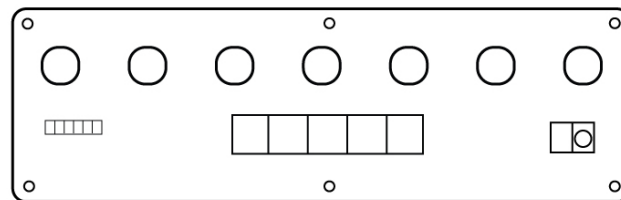
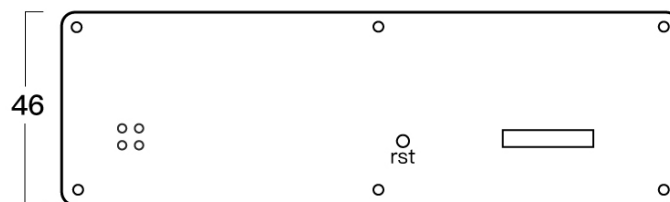
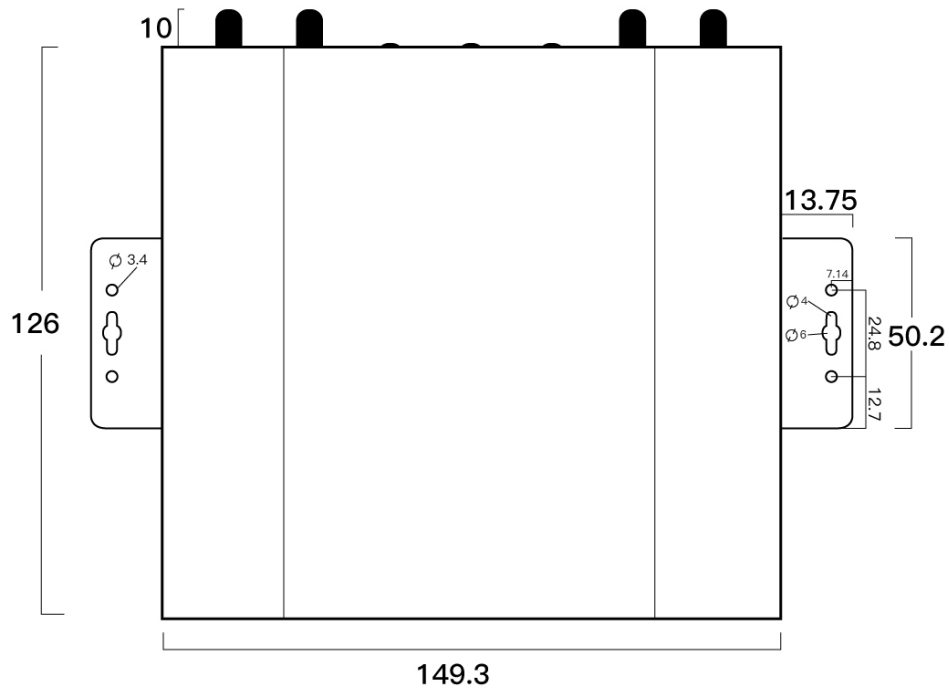
## Side A

1. WAN-LAN4: RJ45 interface The WAN can only be used as a WAN port in standard router mode.
2. DC power interface/terminal power supply: 2.1mm round head power interface, positive inside and negative outside, voltage input: 7-35 V. Input power greater than 10 W is recommended.
3. RS232/RS485 serial interface: 4 Pin terminal female Edg 3.5mm.
4. GPIO interface: support 2-channel analog input/control output with

## Side B

1. Indicator light  
WiFi light: It is always on after being powered on, and flashes when WiFi is working normally. SYS lamp: it is always on after power on, and it flashes slowly when the system is started normally. Flash when the reset key is pressed. LINK light: In 4G or WIFI bridging mode, it flashes when dialing (bridging AP), and it is always on after successful networking. VPN light: always on when using VPN;
2. R (reset) key: press this key for 5 seconds in the power-on state, the SYS light will flash, and then restart, and the reset is successful.
3. SIM card slot: snap-in SIM card holder. If you need to take out the SIM card, gently push the SIM card.

# Schematic diagram of shell locating holes



The product images, videos, and screen content on the above pages are for illustration only. The actual product effect (including but not limited to appearance, color, size) and screen display content (including but not limited to background, UI, graphics, videos) may have slight differences. Please refer to the actual product.

The data on the above page are theoretical values, all from internal laboratories. In actual use, there may be slight differences due to individual differences in products, software versions, usage conditions, and environmental factors. Please refer to the actual use situation.

Due to the real-time changes in product batches and production supply factors, in order to provide as accurate product information, specification parameters, and product characteristics as possible, we may adjust and revise the text and image effects on the above pages in real time to match the actual product performance, specifications, indices, components, and other information. If it is necessary to make the above modifications and adjustments, no special notice will be given.

The manufacturer strives to ensure the accuracy of the information provided, but does not assume responsibility for any possible errors or omissions.